

SHAREHOLDING PATTERN AS ON 30/09/2018

Table - I Summary Statement holding of specified securities

Category (I)	Category of Shareholder (II)	No of Shareholders (III)	No. of fully paid Equity Share Held (IV)	No. Of Partly Paid Equity Shares Held (V)	No . Of shares underlying Depository Receipts (VI)	Total Nos. Shares Held (VII) = IV+V+VI	Shareholding as a % of total no of Shares (calculated as per SCRR 1957) (VIII) as a % of (A+B+C2)	No of Voting Rights held in each class of securities (IX)				No of shares underlying outstanding convertible securities (including warrants) (X)	Shareholding as a % assuming full conversions of convertible securities (as a % of diluted equity capital) (XI)=VII+X as a % of (A+B+C2)	No. of Locked in Shares (XII)		No of Shares pledged or otherwise encumbered (XIII)		No of Equity Shares Held in Dematerialized form (XIV)
								Class X	Class Y	Total	Total as a % of (A+B+C)			No. (a)	As a % of total shares held (b)	No. (a)	As a % of total shares held (b)	
(A)	Promoter & Promoter Group	1	187460400	0	0	187460400	74.9452	187460400	0	187460400	74.9452	0	74.9452	0	0.0000	0	0.0000	187460400
(B)	Public	7858	62669600	0	0	62669600	25.0548	62669600	0	62669600	25.0548	0	25.0548	0	0.0000	500	0.0008	61274040
(C)	Non Promoter - Non Public	0	0	0	0	0	0.0000	0	0	0	0.0000	0	0.0000	0	0.0000	0	0.0000	0
(C1)	Shares Underlying DRs	0	0	0	0	0	0.0000	0	0	0	0.0000	0	0.0000	0	0.0000	0	0.0000	0
(C2)	Share Held By Employees Trusts	0	0	0	0	0	0.0000	0	0	0	0.0000	0	0.0000	0	0.0000	0	0.0000	0
	Total	0	0	0	0	0	0.0000	0	0	0	0.0000	0	0.0000	0	0.0000	0	0.0000	0
	<b>Total A+B+C1+C2</b>	<b>7859</b>	<b>250130000</b>	<b>0</b>	<b>0</b>	<b>250130000</b>	<b>100.0000</b>	<b>250130000</b>	<b>0</b>	<b>250130000</b>	<b>100.0000</b>	<b>0</b>	<b>100.0000</b>	<b>0</b>	<b>0.0000</b>	<b>500</b>	<b>0.0002</b>	<b>248734440</b>




*Handwritten signature in blue ink, likely of a company official.*

SHAREHOLDING PATTERN AS ON 30/09/2018

Table - II Statement showing shareholding pattern of the Promoter and Promer Group



S.No.	Category & Name of the Shareholder (I)	PAN (II)	No of Shareholders (III)	No. of fully paid Equity Share Held (IV)	No. Of Partly Paid Equity Shares Held (V)	No . Of shares underlying Depository Receipts (VI)	Total Nos. Shares Held (VII) = IV+V+VI	Shareholding as a % of total no of Shares (calculated as per SCRR 1957) (VIII) as a % of (A+B+C2)	No of Voting Rights held in each class of securities (IX)				No of shares undelying outstanding convertible securities (including warrants) (X)	Shareholding as a % assuming full conversions of convertible securities (as a % of diluted equity capital) (XI)=VII+X as a % of (A+B+C2)	No. of Locked In Shares (XII)		No of Shares pledged or otherwise encumbered (XIII)		No of Equity Shares Held in Dematerialized form (XIV)
									Class X	Class Y	Total	Total as a % of (A+B+C)			No. (a)	As a % of total shares held (b)	No. (a)	As a % of total shares held (b)	
(1)	Indian																		
(a)	Individual		0	0	0	0	0	0.0000	0	0	0	0.0000	0	0.0000	0	0.0000	0	0.0000	0
(b)	Huf		0	0	0	0	0	0.0000	0	0	0	0.0000	0	0.0000	0	0.0000	0	0.0000	0
(c)	Central Govt /state Govt/ President Of India		0	0	0	0	0	0.0000	0	0	0	0.0000	0	0.0000	0	0.0000	0	0.0000	0
(d)	Financial Inst/banks		0	0	0	0	0	0.0000	0	0	0	0.0000	0	0.0000	0	0.0000	0	0.0000	0
(e)	Any other																		
	Other - Body Corporate		1	187460400	0	0	187460400	74.9452	187460400	0	187460400	74.9452	0	74.9452	0	0.0000	0	0.0000	187460400
	W.I.d. Investments Pvt. Ltd.	AAACW1081E		187460400	0	0	187460400	74.9452	187460400	0	187460400	74.9452	0	74.9452	0	0.0000	0	0.0000	187460400
	Sub - Total		1	187460400	0	0	187460400	74.9452	187460400	0	187460400	74.9452	0	74.9452	0	0.0000	0	0.0000	187460400
(2)	Foreign																		
(a)	Individual(nri/ Foriegn Individual )		0	0	0	0	0	0.0000	0	0	0	0.0000	0	0.0000	0	0.0000	0	0.0000	0
(b)	Government		0	0	0	0	0	0.0000	0	0	0	0.0000	0	0.0000	0	0.0000	0	0.0000	0
(c)	Institutions		0	0	0	0	0	0.0000	0	0	0	0.0000	0	0.0000	0	0.0000	0	0.0000	0
(d)	Foreign Portfolio Investors		0	0	0	0	0	0.0000	0	0	0	0.0000	0	0.0000	0	0.0000	0	0.0000	0
(e)	Any Other																		
	Sub - Total		0	0	0	0	0	0.0000	0	0	0	0.0000	0	0.0000	0	0.0000	0	0.0000	0
	Total Shareholding of Promoter and Promotor Group		1	187460400	0	0	187460400	74.9452	187460400	0	187460400	74.9452	0	74.9452	0	0.0000	0	0.0000	187460400

SHAREHOLDING PATTERN AS ON 30/09/2018

Table - III Statement showing shareholding pattern of the Public shareholding

S.No.	Category & Name of the Shareholder (I)	PAN (II)	No of Shareholders (III)	No. of fully paid Equity Share Held (IV)	No. Of Partly Paid Equity Shares Held (V)	No . Of shares underlying Depository Receipts (VI)	Total Nos. Shares Held (VII) = IV+V+VI	Shareholding as a % of total no of Shares (calculated as per SCRR 1957) (VIII) as a % of (A+B+C2)	No of Voting Rights held in each class of securities (IX)				No of shares underlying convertible securities (including warrants) (X)	Shareholding as a % assuming full conversions of convertible securities (as a % of diluted equity capital) (XI)=VII+X as a % of (A+B+C2)	No. of Locked in Shares (XII)		No of Shares pledged or otherwise encumbered (XIII)		No of Equity Shares Held in Dematerialized form (XIV)
									Class X	Class Y	Total	Total as a % of (A+B+C)			No. (a)	As a % of total shares held (b)	No. (a)	As a % of total shares held (b)	
(1)	Institutions																		
(a)	Mutual Funds		0	0	0	0	0	0.0000	0	0	0	0.0000	0	0.0000	0	0.0000	0	0.0000	0
(b)	Venture Capital Funds		0	0	0	0	0	0.0000	0	0	0	0.0000	0	0.0000	0	0.0000	0	0.0000	0
(c)	Alternate Investment Funds		0	0	0	0	0	0.0000	0	0	0	0.0000	0	0.0000	0	0.0000	0	0.0000	0
(d)	Foreign Venture Capital Investors		0	0	0	0	0	0.0000	0	0	0	0.0000	0	0.0000	0	0.0000	0	0.0000	0
(e)	Foreign Portfolio Investors		5	13612400	0	0	13612400	5.4421	13612400	0	13612400	5.4421	0	5.4421	0	0.0000	0	0.0000	13612400
	Albula Investment Fund Ltd	AAHCA3597Q		7378920	0	0	7378920	2.9500	7378920	0	7378920	2.9500	0	2.9500	0	0.0000	0	0.0000	7378920
	Elara India Opportunities Fund Limited	AABCE6307N		6043660	0	0	6043660	2.4162	6043660	0	6043660	2.4162	0	2.4162	0	0.0000	0	0.0000	6043660
(f)	Financial Inst/banks		3	44801	0	0	44801	0.0179	44801	0	44801	0.0179	0	0.0179	0	0.0000	0	0.0000	44601
(g)	Insurance Companies		1	3000	0	0	3000	0.0012	3000	0	3000	0.0012	0	0.0012	0	0.0000	0	0.0000	3000
(h)	Provident Funds/ Pension Fund		0	0	0	0	0	0.0000	0	0	0	0.0000	0	0.0000	0	0.0000	0	0.0000	0
(i)	Any other																		
	Sub-total (B)(1)		9	13660201	0	0	13660201	5.4612	13660201	0	13660201	5.4612	0	5.4612	0	0.0000	0	0.0000	13660001
(2)	Central Govt /state Govt/ President Of India		0	0	0	0	0	0.0000	0	0	0	0.0000	0	0.0000	0	0.0000	0	0.0000	0
	Sub-total (B)(2)		0	0	0	0	0	0.0000	0	0	0	0.0000	0	0.0000	0	0.0000	0	0.0000	0
(3)	Non-institutions																		
(a)	(i) Individual-Holding Nom. Val. upto Rs.2 lakhs		7369	14890043	0	0	14890043	5.9529	14890043	0	14890043	5.9529	0	5.9529	0	0.0000	500	0.0034	13551433
	(ii) Individual-Holding Nom. Val. greater than Rs.2 lakhs		16	12842961	0	0	12842961	5.1345	12842961	0	12842961	5.1345	0	5.1345	0	0.0000	0	0.0000	12842961
(b)	Nbfc Registered With Rbi		0	0	0	0	0	0.0000	0	0	0	0.0000	0	0.0000	0	0.0000	0	0.0000	0
(c)	Employees Trust		0	0	0	0	0	0.0000	0	0	0	0.0000	0	0.0000	0	0.0000	0	0.0000	0
(d)	Overseas Depository Holding DRs		0	0	0	0	0	0.0000	0	0	0	0.0000	0	0.0000	0	0.0000	0	0.0000	0
(e)	Any Other																		
	Other - Body Corp		173	18950238	0	0	18950238	7.5762	18950238	0	18950238	7.5762	0	7.5762	0	0.0000	0	0.0000	18893558
	Adhbhut Realtors Pvt. Ltd.	AAHCA1472G		12500000	0	0	12500000	4.9974	12500000	0	12500000	4.9974	0	4.9974	0	0.0000	0	0.0000	12500000
	Other - Clearing Member		16	25642	0	0	25642	0.0103	25642	0	25642	0.0103	0	0.0103	0	0.0000	0	0.0000	25642
	Other - N R I - NON - REPATARIABLE		37	333791	0	0	333791	0.1334	333791	0	333791	0.1334	0	0.1334	0	0.0000	0	0.0000	333791
	Other - N R I - REPATARIABLE		51	341985	0	0	341985	0.1367	341985	0	341985	0.1367	0	0.1367	0	0.0000	0	0.0000	341915
	Other - Individual HUF		187	1624739	0	0	1624739	0.6496	1624739	0	1624739	0.6496	0	0.6496	0	0.0000	0	0.0000	1624739
	Sub-total (B)(3)		7849	49009399	0	0	49009399	19.5936	49009399	0	49009399	19.5936	0	19.5936	0	0.0000	500	0.0010	47614039
	Total Public Shareholding		7858	62669600	0	0	62669600	25.0548	62669600	0	62669600	25.0548	0	25.0548	0	0.0000	500	0.0008	61274040

SHAREHOLDING PATTERN AS ON 30/09/2018

Table - IV Statement showing shareholding pattern of the Non Promter - Non Public shareholder

S.No.	Category & Name of the Shareholder (I)	PAN (II)	No of Shareholders (III)	No. of fully paid Equity Share Held (IV)	No. Of Partly Paid Equity Shares Held (V)	No . Of shares underlying Depository Receipts (VI)	Total Nos. Shares Held (VII) = IV+V+VI	Sharehold ing % as of total no of Shares (VIII) as a % of (A+B+C2)	No of Voting Rights held in each class of securities (IX)				No of shares undelying outstanding convertible securities (including warrants) (X)	Shareholding as a % assuming full conversions of convertible securities (as a % of diluted equity capital) (XI)=VII+X as a % of (A+B+C2)	No. of Locked in Shares (XII)		No of Shares pledged or otherwise encumbered (XIII)		No of Equity Shares Held in Dematerialized form (XIV)
									Class X	Class Y	Total	Total as a % of (A+B+C)			No. (a)	As a % of total shares held (b)	No. (a)	As a % of total shares held (b)	
(1)	Custodian/DR Holder																		
(a)	names																		
(2)	Employees Benefit Trust (under SEBI Based employees benefit ) Regulation 2014																		
(a)	names																		
	Toral Non-Promoter Non Public shareholding C = C1+C2																		



*Sanjay Maheshwari*